

PATIENT FOCUSED

Enhancing
Healthcare Facilities.

SIGNAGE

Improve Communication.
Reduce Medical Errors.

HID FLAT
OR RADIUS
PROFLED
SYSTEMS



ACRYLIC SYSTEMS



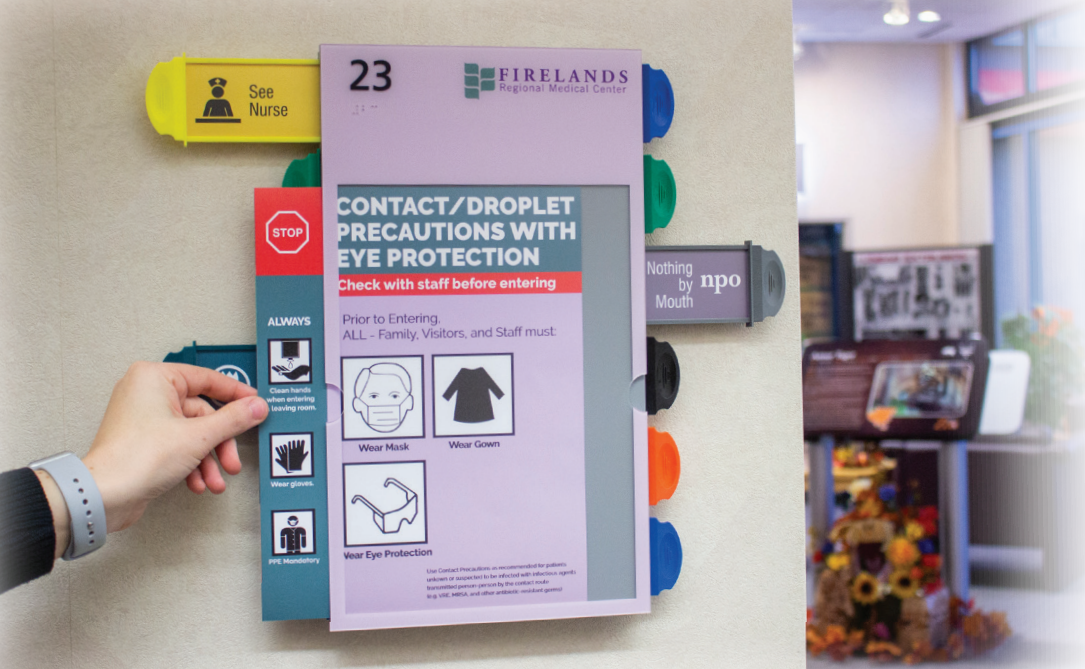
Variety of Styles
Custom Dividers

Limitless Sign
Configurations

ADA Compliant
Capabilities

Patient Focused Sign's Help Strengthen Communications for Healthcare Professions with the Use of Pull Tabs

Patient Focused Signage helps provide superior patient care by enhancing hospital staff communication and reducing safety risks by the use of their finger-tip accessible Pull Tabs. Pull Tabs feature informative messages that have easily changeable, printed paper insert icon graphics that are protected by a non-glare lens. The tabs are available in 12 different colors and can be configured to accommodate wall space availability.



Full Medical Icon Library Available for Pull Tabs!

Choose medical icons from our extensive list of standards or have us design custom icons.



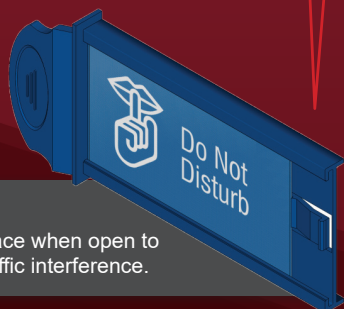
Enhance Healthcare Professions By Providing Patient Focused Signs with Infinite Possibilities

Offer ADA Compliant patient room identification signage that unites vital patient information as well as isolation and precaution inserts. Our paper insert capabilities make updating sign information fast and easy. Add any additional functionality to your Patient Focused Signage by incorporating magnet, dry erase, and/or cork board material. With so many design and substrate options, our Patient Focused Signage possibilities are infinite.

These signs are perfect for (but not limited to):

- Hospital Patient Rooms
- Hospital Exam Rooms
- Resident Rooms in Critical Care Facilities
- Much More Additional Healthcare Locations

PATIENT FOCUSED SIGNS



Securing Tabs

Our tabs snap firmly into place when open to avoid accidental hallway traffic interference.



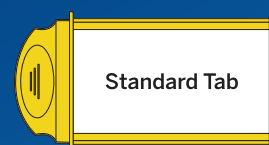
Standard Pull Tab Colors

Black (Black 6 C)	Yellow (PMS #109 C)	Orange (PMS #1595 C)
Teal (PMS #323 C)	Grey (Cool Gray 9 C)	Red (PMS #187 C)
Blue (PMS #301 C)	Bright White	Burgundy (PMS #1817 C)
Bright Green (PMS #347 C)	Passion Pink (PMS #674 C)	Medium Brown (PMS #7518 C)

*Colors may not be exact as shown, due to printer and screen limitations. The Pantone Matching System (PMS) is a system shared worldwide by the graphic arts industry and refers to printed colors. Colors displayed are intended to show APPROXIMATE color of finish and should be used as a reference guide only.

Pull Tab Sizes and Understanding the Minimum Wall Clearance

Consider the allotted wall space available for signage placement. You may encounter instances where wall space is limited and will need to adjust accordingly.



Standard 2.125" H x 5.25" W
Paper Insert = 2" H x 3.5" W



Mini 2.125" H x 4" W
Paper Insert = 2" H x 2" W

Taking Safety A Step Further

Utilize the HID or acrylic sign face paper insert area for precautionary warnings and/or isolation notices.